

Ultra Sit-Stand Desk Collection





*Indicative Image Only

Ultra Sit-Stand Desk Collection

The Ultra Sit-Stand Desk Collection is designed for high-demand workplaces, combining ergonomic flexibility with a robust lift capacity for exceptional stability. Ideal for single users, shared workstations, and corner setups, it supports heavy equipment without compromising smooth, quiet movement throughout the day.


The electric height-adjustment system features soft start and stop motion, anti-collision technology, and overheat protection for safe, consistent, and reliable operation in busy commercial environments.

A digital memory control panel allows users to save preferred heights, making it well-suited for both individual and multi-user environments, while promoting comfort, productivity, and long-term workplace wellbeing.



*Indicative Image Only

Best for



Lead Time In Stock
Warranty 7 years

Specifications

- Strong & Stable: 3-leg lift capacity, evenly distributed
- Smooth & Quiet Operation: Internal linear actuator motors in each lifting column
- Safety Features: Built-in overheat protection & anti-collision technology
- Soft Start Function: Ensures slow, controlled movement for a seamless experience
- User-Friendly Controls: Digital memory handset with preset height adjustment
- Certified Quality: C-Tick compliant for reliability and safety

Sizes

- **Ultra Sit-Stand Desk**
 - 620mm – 1270mm H x 1200mm W x 750mm D
 - 620mm – 1270mm H x 1500mm W x 750mm D
 - 620mm – 1270mm H x 1600mm W x 750mm D
 - 620mm – 1270mm H x 1800mm W x 750mm D
 - Custom Sizes
- **Ultra Corner Sit-Stand Desk**
 - 620mm – 1270mm H x 1500mm W x 1500mm W x 600mm D
 - 620mm – 1270mm H x 1800mm W x 1800mm W x 600mm D
 - 620mm – 1270mm H x 2000mm W x 2000mm W x 600mm D
 - 620mm – 1270mm H x 1800mm W x 1800mm W x 750mm D
 - 620mm – 1270mm H x 2000mm W x 2000mm W x 750mm D
 - Custom Sizes
- **Ultra B2B Workstation**
 - 620mm – 1270mm H x 11200mm W x 750mm D
 - 1620mm – 1270mm H x 1500mm W x 750mm D
 - 620mm – 1270mm H x 11600mm W x 750mm D
 - 620mm – 1270mm H x 11800mm W x 750mm D
 - Custom Sizes



Ultra Sit-Stand Desk



Ultra Corner Sit-Stand Desk



Ultra B2B Workstation

Ultra Sit-Stand Desk



Ultra Corner Sit-Stand Desk



Ultra B2B Workstation



Top Standard Colours

Express




Natural
White



Natural
Oak

Frame Standard Colours



Black



White

Laminex Standard



White 200



Curly
Birch



Select
Beech

Other Available Finishes



Melamine Finishes

[Laminex Extended Colour Range](#)



[Laminex Standard Colour Range](#)



[Polytec Woodmatt Colour Range](#)



Edge Profile Options

Sharknose Edge



Available for 25mm & 35mm thk.



Corner Radial Options

150mm Radial Corner



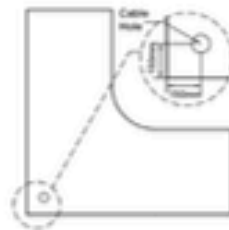
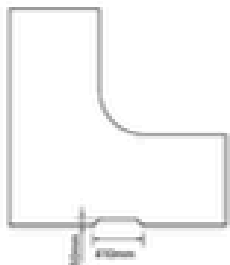
50mm Radial Corner



Top Cable Hole Options

Scallop

Note: For corner workstation cutouts, kindly specify whether you require one-sided or two-sided, and indicate if it is left-hand or right-hand.



Combines well with



3-Pin Starter Softwiring Kit



P Series Mobile Pedestal Compact



Cabrio Task Chair




Nova Desktop Unit



Swift Screen Partition System



Metal Modesty Panel



C.ME Monitor Arm Collection



Euro Acoustic Screen Collection



Axess Ceiling Umbilical

AURORA
OFFICE FURNITURE



**AUSTRALIAN OWNED
FAMILY BUSINESS**

www.auroraofficefurniture.com.au
Sydney, Canberra, Melbourne
quotes@auroraoffice.com.au
(02) 6299 4637